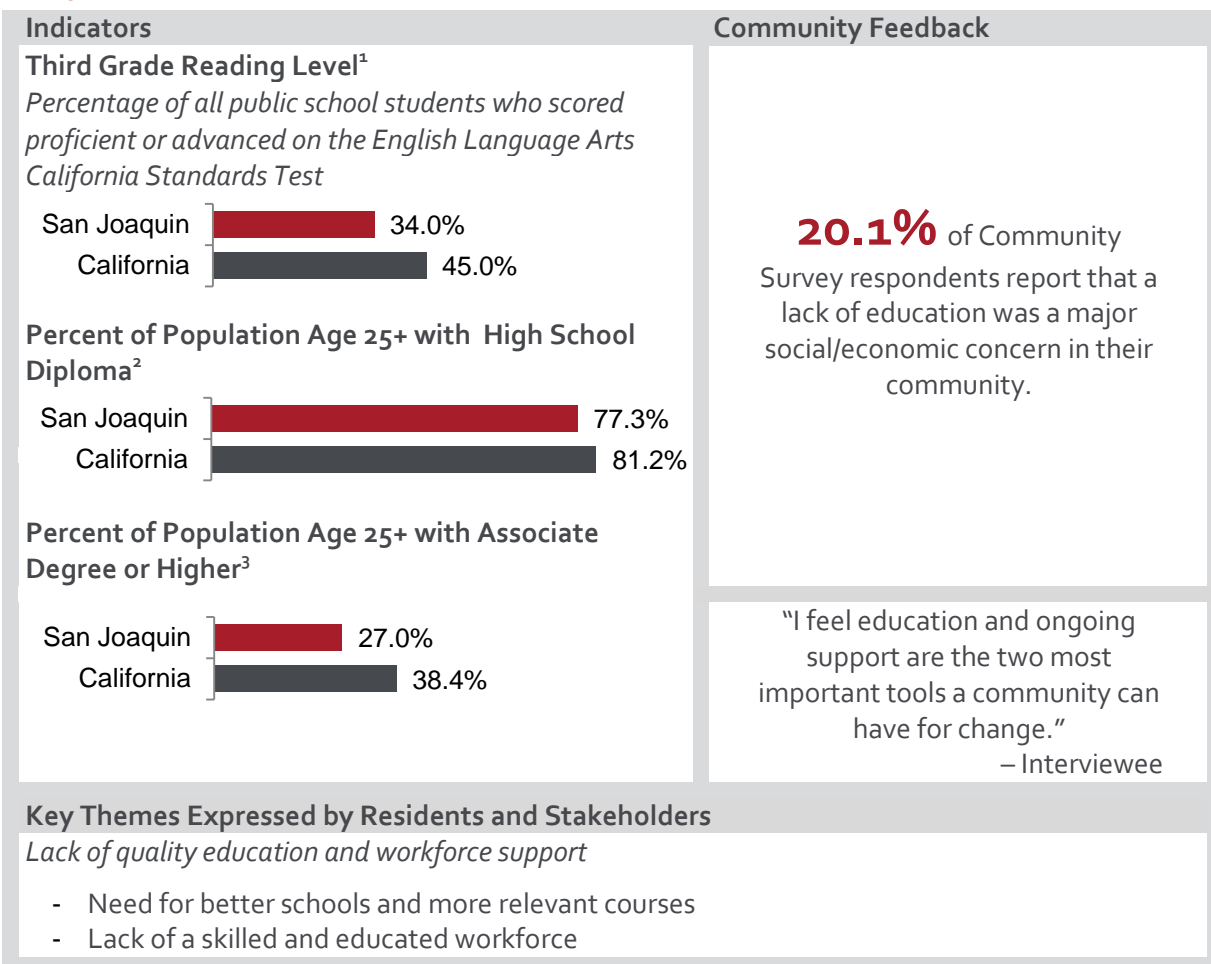


Education



There is an important relationship between education and health. People with limited education tend to have much higher rates of disease and disability, whereas people with more education are likely to live longer, practice healthy behaviors, and experience better health outcomes for themselves and their children. In San Joaquin County, graduation rates are lower than the California state average, as is reading proficiency among third graders. Community members and key stakeholders highlighted education as an important health need and suggested strategies such as affordable preschool and culturally responsive education to improve outcomes.

Key Data



Note: California state average estimates are included for reference. Differences between San Joaquin County and California state estimates are not necessarily statistically significant.

Education (continued)



Additional Data

Early Childhood Education

Preschool Enrollment

% of children age 3-4 enrolled in Head Start, licensed child care, nurseries, Pre-K, registered child care, and other cares⁴

38.6 | **47.8**
San Joaquin | California

Head Start Programs Rate

Rate per 10,000 children under age 5⁵

10.1 | **6.3**
San Joaquin | California

English Language Learners

English Performance among English Language Learners (Grade 10)

% of English language learners (grade 10) who passed the California High School Exit Exam in English Language Arts⁶

33.0 | **38.0**
San Joaquin | California

Math Performance among English Language Learners (Grade 10)

of English language learners (grade 10) who passed the California High School Exit Exam in Math⁷

56.0 | **54.0**
San Joaquin | California

English Performance among English Language Learners (Grade K-12)

% of English language learners (K-12) who met California English Language Development Test (CELDT) criteria for proficiency⁸

38.0 | **39.0**
San Joaquin | California

Retention

Expulsion

Rate of expulsion per 100 enrolled K-12 public school students⁹

0.2 | **0.1**
San Joaquin | California

Suspension

Rate of suspension per 100 enrolled K-12 public school students¹⁰

7.9 | **3.8**
San Joaquin | California

Post-Secondary Education

College Preparation

% of students meeting UC or CSU course requirements¹¹

27.0 | **41.9**
San Joaquin | California

Postsecondary Enrollment in U.S.

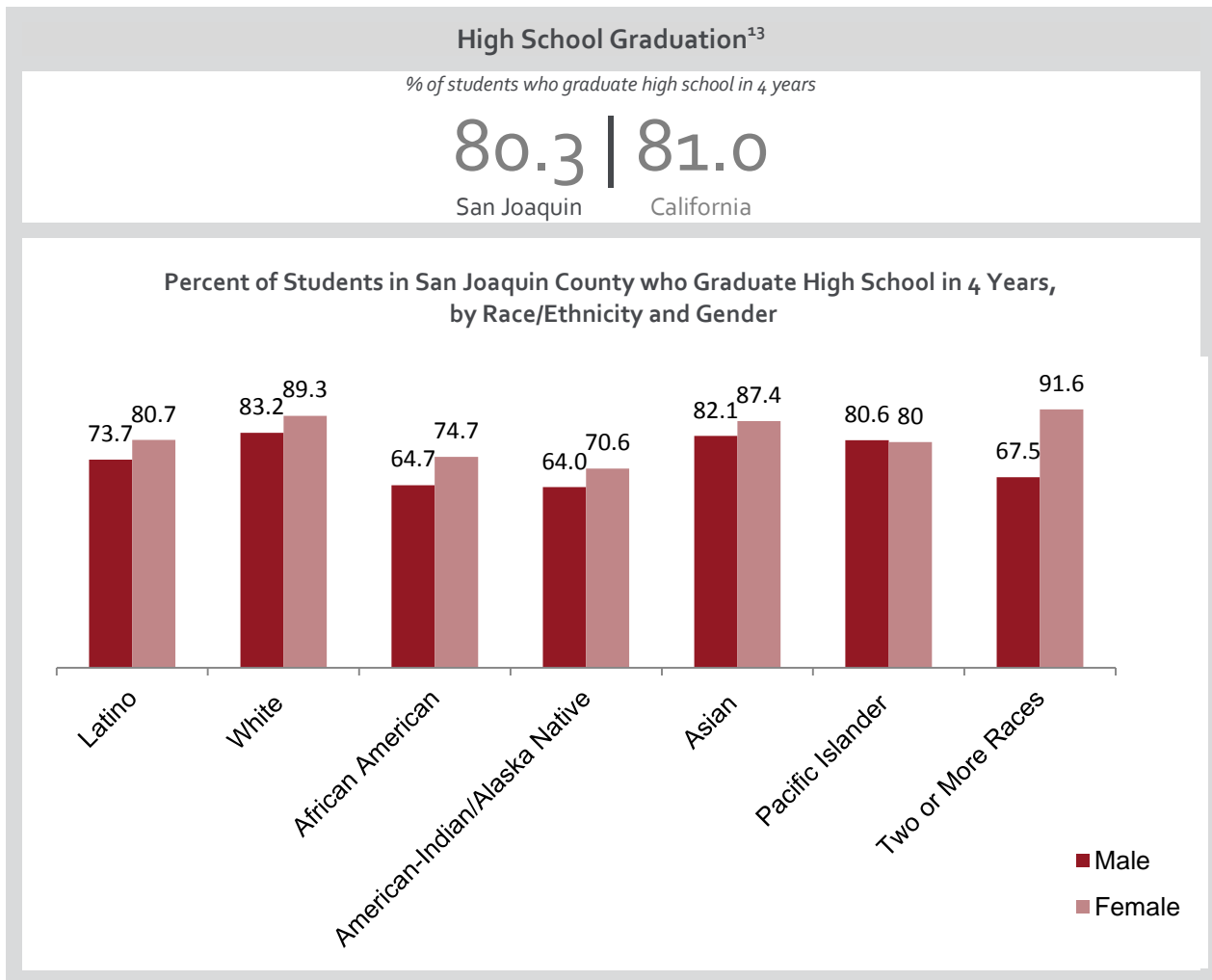
% of high school graduates enrolled in a postsecondary institution in the U.S. within 16 months after graduation¹²

71.7 | **74.4**
San Joaquin | California

Education (continued)



Salient Disparities

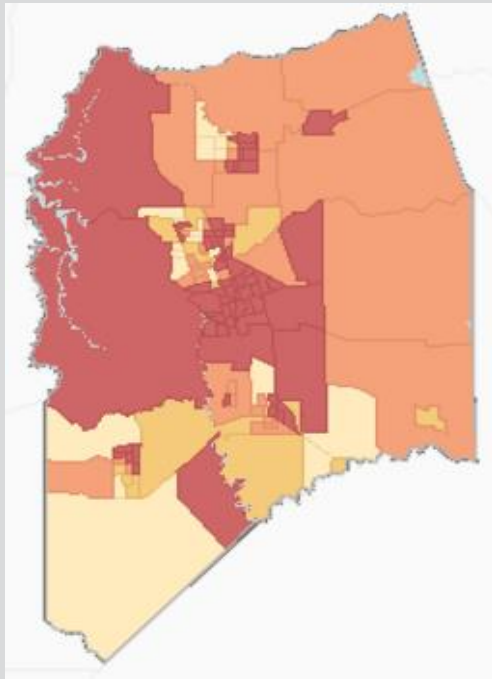


Education (continued)



Salient Disparities

Age 25+ With No High School Diploma by Geographic Area in San Joaquin County¹⁴

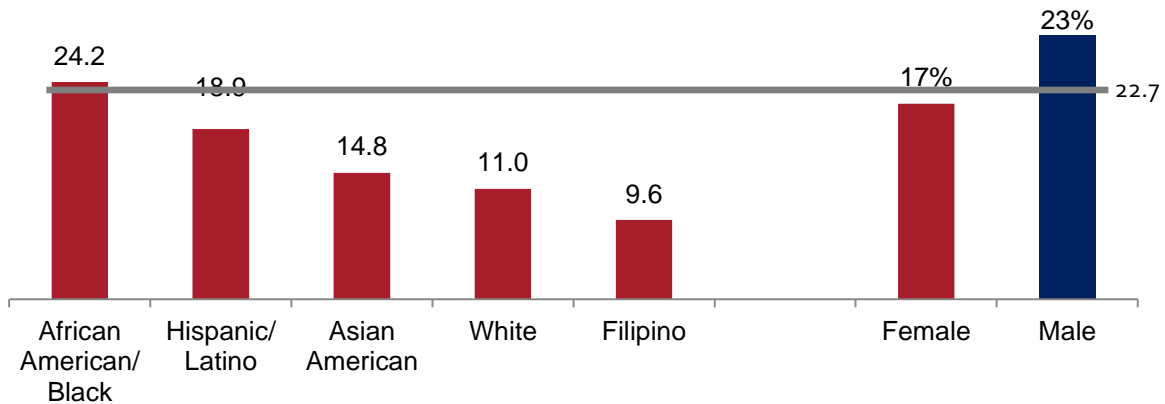


Percent with No High School Diploma

- Over 21%
- 16.1-21%
- 11.1-16%
- Under 11.1%

The map displays geographic disparities in high school educational attainment across San Joaquin County. Areas where more than one in five residents do not have high school diploma include **Lockeford, Lodi, areas of Stockton, Tracy, and the eastern area of the county.**

Percent of Adult Population with No High School Diploma in San Joaquin County by Race/Ethnicity¹⁵



— Percent of Total Population

San Joaquin County Community Health Needs Assessment

Education (continued)



Assets and Suggestions for Change

Examples of Existing Community Assets[†]

School Readiness Programs



Youth Enrichment Programs



School Districts



Ideas from Focus Group and Interview Participants[†]

- Provide multicultural education
- Prepare students for the global workforce
- Provide affordable preschool
- Support tutoring and after-school programs
- Host college preparation workshops
- Partner with business and private sector to support appropriate educational training

[†] Assets and recommendations excerpted from qualitative data and San Joaquin CHNA Core Planning Group. For a comprehensive list of county assets and resources, reference <http://www.211sj.org/>.

¹ California Dept. of Education, Standardized Testing and Reporting (STAR) Results, 2013.

² US Census Bureau, American Community Survey, 2009-13.

³ Ibid.

⁴ US Census Bureau, American Community Survey, 2014.

⁵ US Department of Health & Human Services, Administration for Children and Families, 2014.

⁶ California Department of Education, 2014.

⁷ Ibid.

⁸ California Department of Education, 2014-15.

⁹ Ibid.

¹⁰ Ibid.

¹¹ California Department of Education, California Basic Educational Data System (CBEDS), 2014.

¹² California Department of Education, 2008-09.

¹³ California Department of Education, 2013-14.

¹⁴ US Census Bureau, American Community Survey, 2009-13.

¹⁵ Ibid.